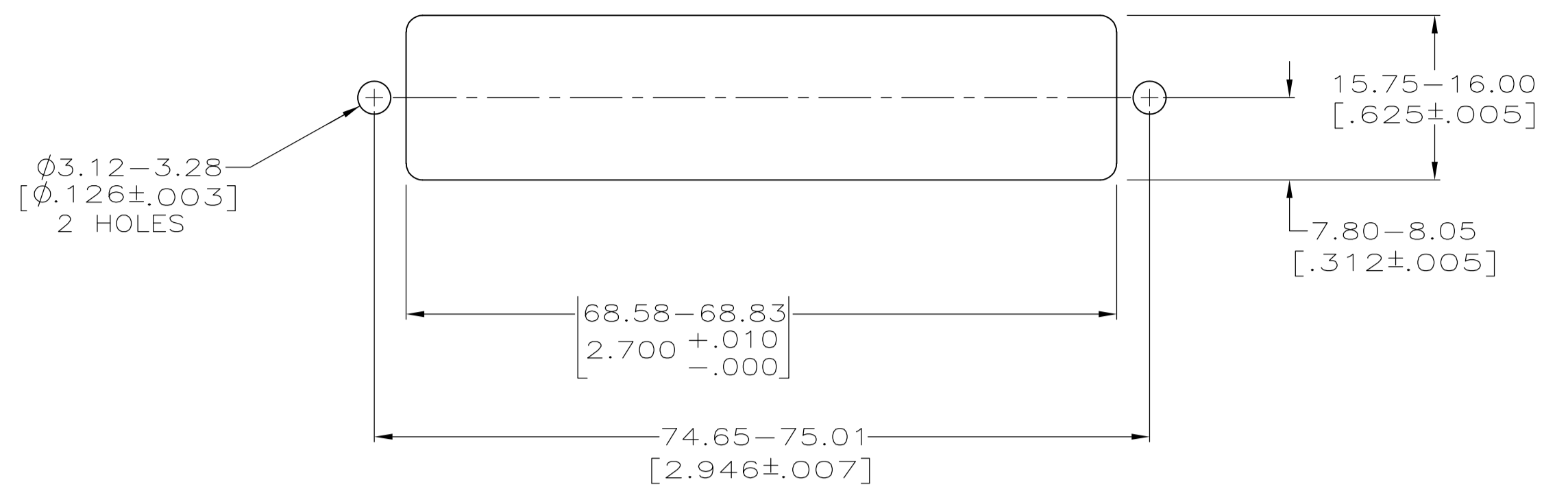
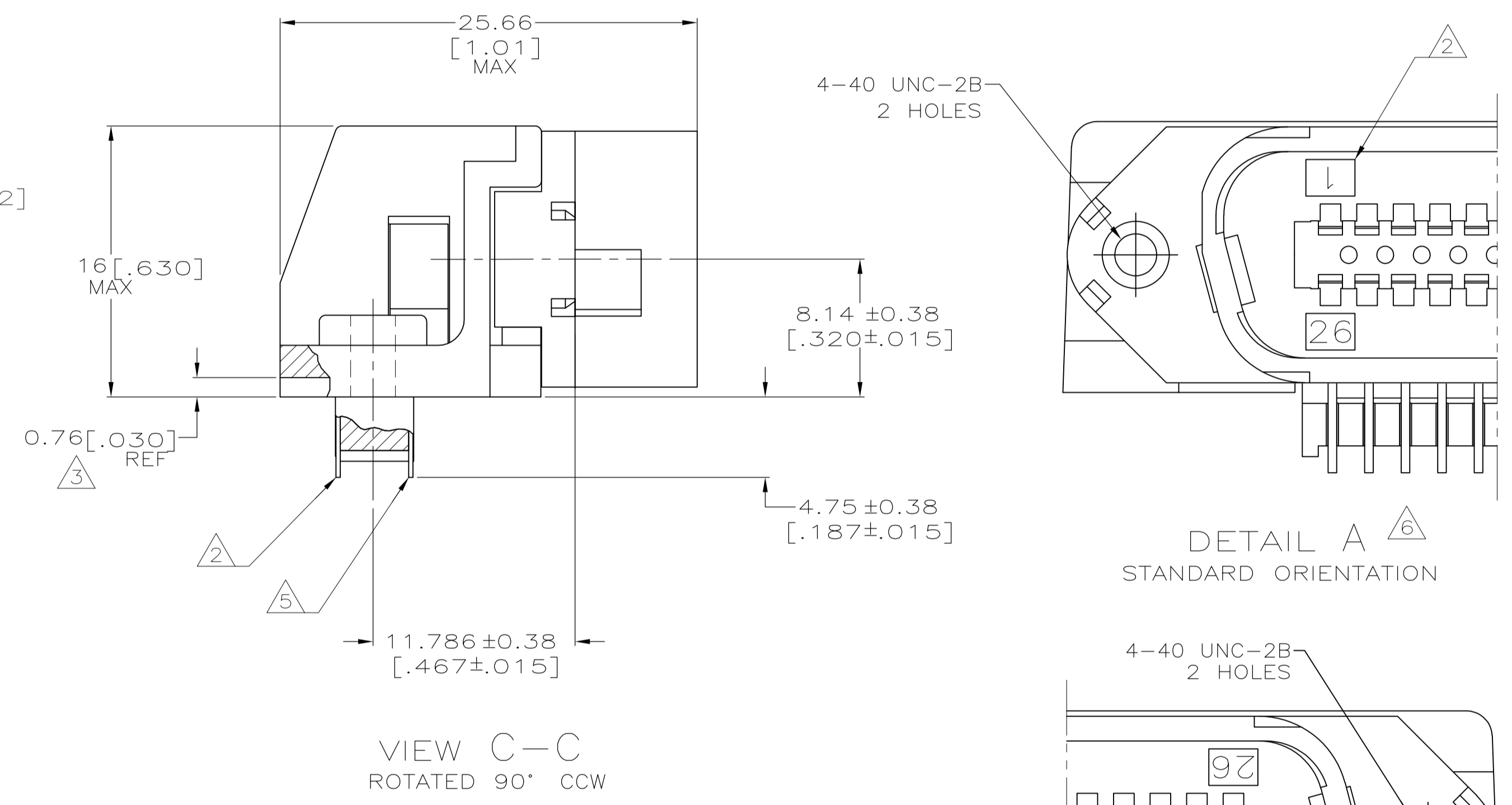
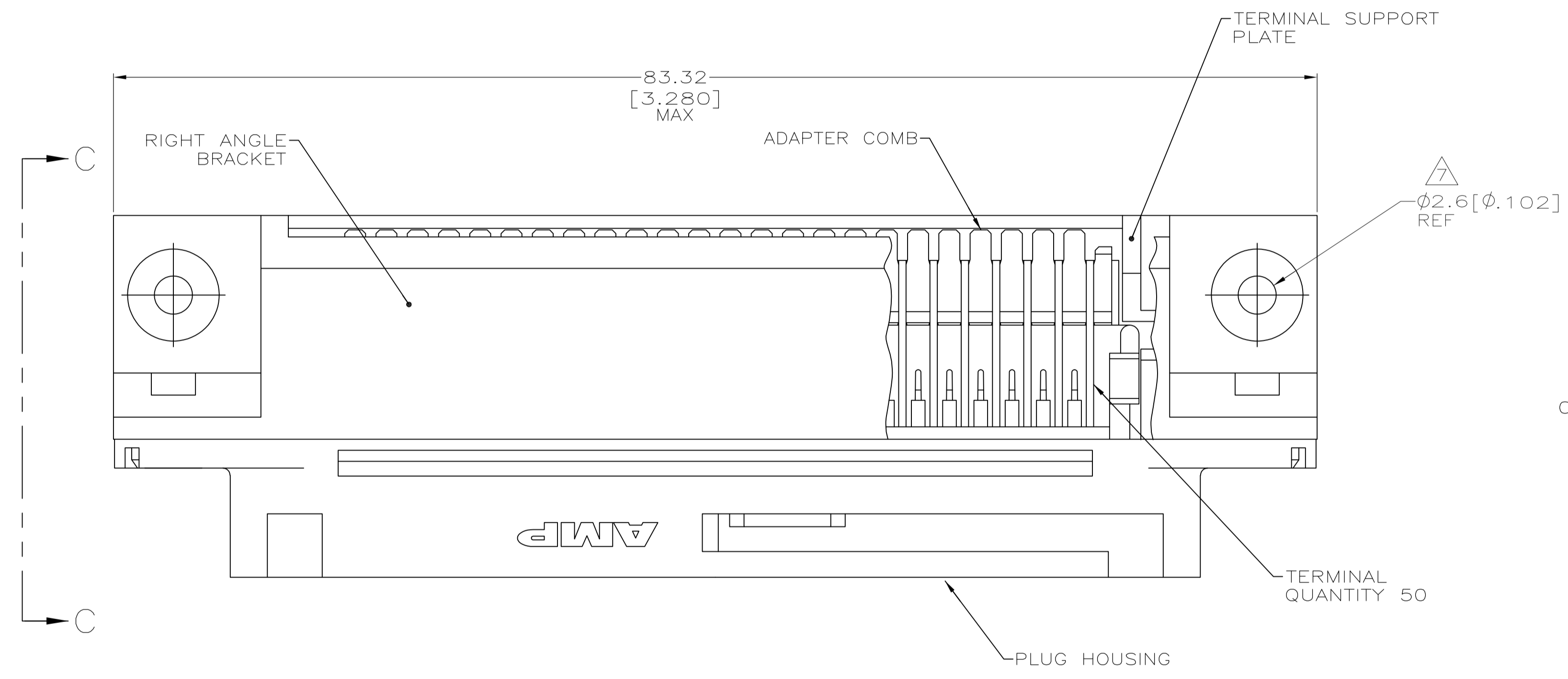


LOC		DIST		REVISIONS			
P	LTR	DATE	DESCRIPTION	DATE	DMN	APVD	
Z			REVISED PER ECO-08-007327	08APROB	BM	WM	



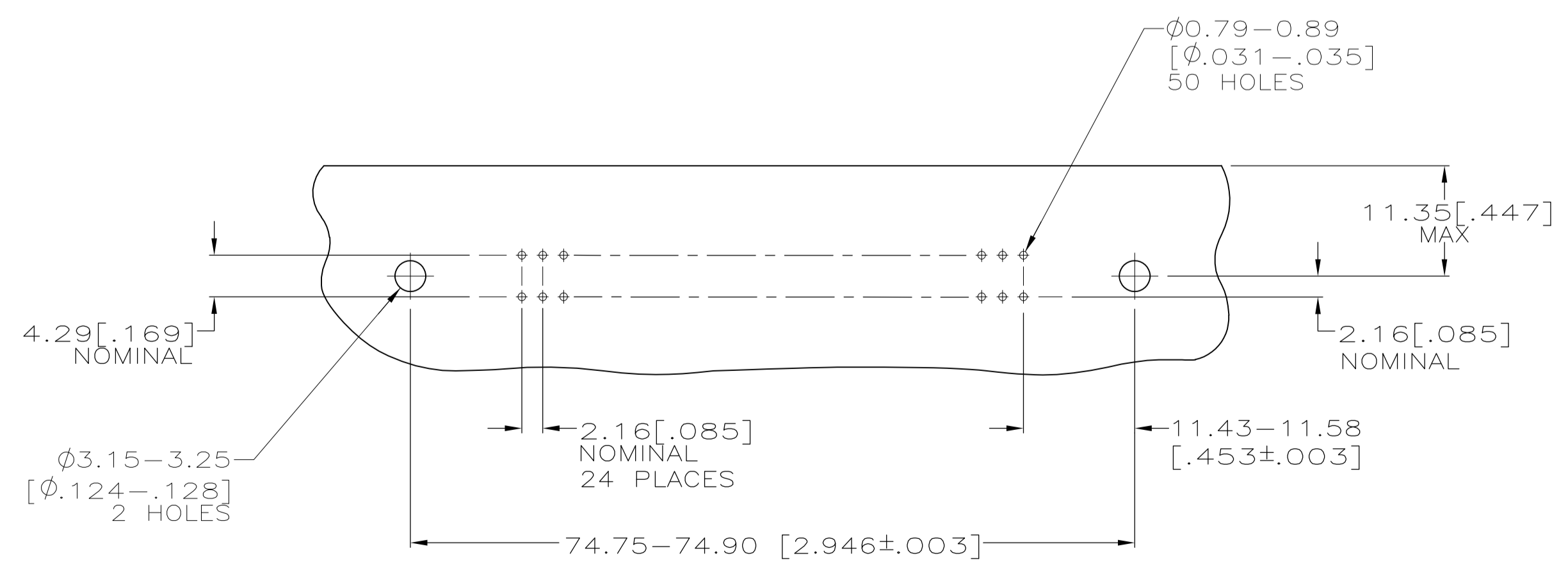
SUGGESTED REAR PANEL MOUNTING CUTOUT DIMENSIONS SCALE 2:1

- 1 MATERIAL: HOUSING, BRACKET, PLATE & COMB - THERMOPLASTIC, BLACK, 94V-0 RATED. TERMINALS - HIGH STRENGTH COPPER ALLOY PLATED WITH EITHER 0.76μm[.000030] MIN GOLD PLATE OR GOLD FLASH OVER PALLADIUM NICKEL PLATE 0.76μm[.000030] MIN TOTAL ON MATING SURFACE. 3.05μm[.000120] MIN TIN-LEAD PLATE ON TAILS. ALL OVER 1.27μm[.000050] MIN NICKEL UNDERPLATE OVER ENTIRE TERMINAL.
- 2 TERMINAL 1 IS LOCATED IN THIS ROW FOR STANDARD ORIENTATION, 552726-1 ONLY.
- 3 TERMINAL SUPPORT PLATE CLEARANCE FOR TERMINAL STRAIN RELIEF AND FLUX REMOVAL.
- 4 MAXIMUM PANEL THICKNESS: 1.57 [.062].
- 5 TERMINAL 1 IS LOCATED IN THIS ROW FOR REVERSE ORIENTATION, 552726-3 ONLY.
- 6 DETAILS "A" AND "B" ARE VIEWED FROM MATING SIDE OF RECEPTACLE ASSEMBLY.
- 7 FOR USE WITH A NO.4 BT TYPE SELF-TAPPING SCREW.



DETAIL A STANDARD ORIENTATION

DETAIL B REVERSE ORIENTATION



SUGGESTED PRINTED CIRCUIT BOARD MOUNTING DIMENSIONS SCALE 2:1

TYPE OF MOUNTING	DESCRIPTION	PART NUMBER
SELF-TAPPING	SEE DETAIL B	552726-3
SELF-TAPPING	SEE DETAIL A	552726-1

THIS DRAWING IS A CONTROLLED DOCUMENT.		DL DRUMMOND 18 AUG 97	Tyco Electronics Corporation Harrisburg, PA 17105-3608	
DIMENSIONS: mm [INCHES]		DL DRUMMOND 25 AUG 97	NAME: R. FLAHERTY	
TOLERANCES UNLESS OTHERWISE SPECIFIED:		APVD R. FLAHERTY 25 AUG 97	PRODUCT SPEC	
0 PLC	± -	APPLICATION SPEC		
1 PLC	± -	SIZE CAGE CODE DRAWING NO		
2 PLC	± -	WEIGHT		
3 PLC	± 0.13[.005]	A1 00779 552726		
4 PLC	± -	CUSTOMER DRAWING		
ANGLES	± -	SCALE 4:1 SHEET 1 OF 1 REV Z		